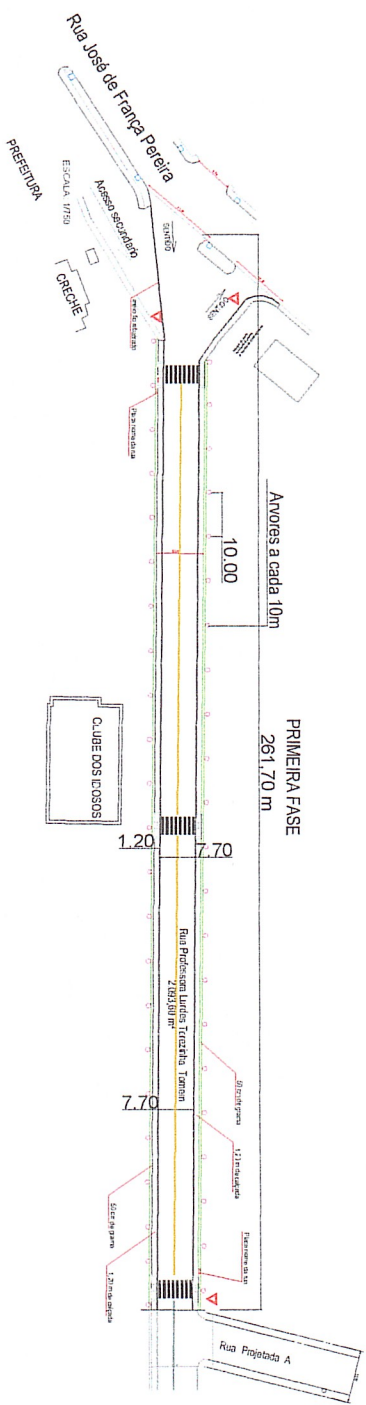
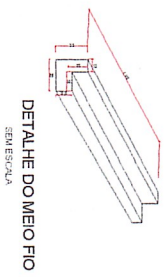
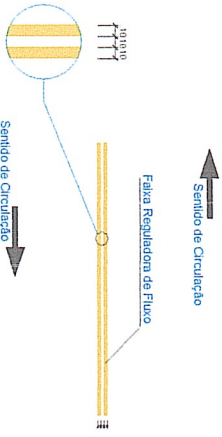






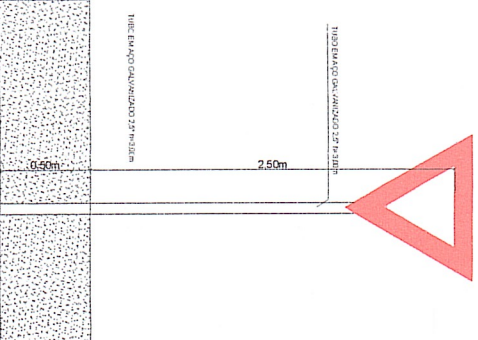
LOCALIZAÇÃO DO PASSEIO, RAMPAS E SINALIZAÇÃO



CORTE TRANSVERSAL



Tipo	Placa	DIMENSÕES (mm)				
		a	b	c	d	
I	60x70	40x240	600	110	693	400
II	100x100	50x250	1000	17,5	695	500
III	120x120	60x300	1200	150	1039	600



**PREFEITURA MUNICIPAL DE SANTA MARIA DO OESTE**

021.56344001-35

AVENIDA SERRA D'ÁGUA, 277 - FLORESTA - SANTA MARIA DO OESTE - RS

**PAVIMENTAÇÃO - SINALIZAÇÃO - ACESSIBILIDADE**

PROJETO DE ARQUITETURA: **Valdir Luiz de Oliveira**

PROJETO DE SINALIZAÇÃO: **Oscar Dorigado**

01/03